

PART #	DESCRIPTION
95199	2019-UP FORD RAPTOR DAMPER INTERFACE DEVICE

COMPONENTS INCLUDED	
(1) 95199 DAMPER INTERFACE DEVICE	
HARDWARE INCLUDED	
N/A	
TOOLS REQUIRED	
N/A	
TECH NOTES	
N/A	


**WARNING!**

**\*\* READ ALL INSTRUCTIONS THOROUGHLY FROM START TO FINISH BEFORE BEGINNING INSTALLATION! IF THESE INSTRUCTIONS ARE NOT PROPERLY FOLLOWED SEVERE FRAME, SUSPENSION AND TIRE DAMAGE MAY RESULT TO THE VEHICLE!**

**\*\* ICON VEHICLE DYNAMICS RECOMMENDS THAT YOU EXERCISE EXTREME CAUTION WHEN WORKING UNDER A VEHICLE THAT IS SUPPORTED WITH JACK STANDS.**

**\*\* ICON VEHICLE DYNAMICS RECOMMENDS ALL INSTALLATION TO BE PERFORMED BY A PROFESSIONAL SHOP/SERVICE TECHNICIAN. PRODUCT FAILURE CAUSED BY IMPROPER INSTALLATION WILL NOT BE COVERED UNDER ICON'S WARRANTY POLICY.**

**INSTALLATION**

**1.** Place the vehicle on a flat surface, verify that the transmission is shifted into PARK, firmly apply the emergency brake, and place wheel chocks on both sides of the tires. Ensure the vehicle is completely powered OFF.

**2.** Disconnect the factory damper module: Identify and locate the factory damper module located in the driver side footwell of the vehicle. Disconnect the black electrical harness connector by simultaneously pressing the connector lock tab towards the outside of the vehicle and gently pulling downwards on the connector body. Do not force or pry on the connector. [FIGURE 1 & 2]

FIG.1




FIG.2



**3.** Install ICON Damper Interface Device: Connect the Damper Interface Device to the vehicle harness, making sure that the connector locks into place. Remove adhesive tape from the back of the device and mount as shown. Verify that there is enough slack in the wire harness so that it doesn't pull against the adhesive. [FIGURE 3 & 4]

FIG.3





FIG.4



**4.** Power on your vehicle and confirm the installation by cycling the factory drive modes. If operation is deemed unsuccessful or there are any Terrain Management System warnings, contact ICON for additional troubleshooting assistance.

### ICON VEHICLE DYNAMICS LIMITED 1 YEAR WARRANTY

ICON Vehicle Dynamics warrants to the original retail purchaser who owns the vehicle on which the product was originally installed. ICON Vehicle Dynamics does not warrant the product for finish, alterations, modifications and/or installation contrary to ICON Vehicle Dynamics instructions. ICON Vehicle Dynamics products are not designed, nor are they intended to be installed on vehicles used in race applications, for racing purposes or for similar activities. (A "race" is defined as any contest between two or more vehicles, or a contest of one or more vehicles against the clock, whether or not such contest is for a prize). This warranty does not include coverage for police or taxi vehicles, race vehicles, or vehicles used for government or commercial purposes. Also excluded from this warranty are sales outside of the United States of America and Canada.

ICON Vehicle Dynamics' obligation under this warranty is limited to the repair or replacement, at ICON Vehicle Dynamics' discretion, of the defective product. Any and all costs of removal, installation or re-installation, freight charges and incidental or consequential damages are expressly excluded from this warranty. Items that are subject to wear are not considered defective when worn and are not covered.

ICON Vehicle Dynamics components must be installed as a complete kit as shown in our current application guide. Any substitutions or exemptions of required components will immediately void the warranty. Some finish damage may happen to parts during shipping and is not covered under warranty.

This warranty is expressly in lieu of all other warranties expressed or implied. This warranty shall not apply to any product that has been improperly installed, modified or customized subject to accident, negligence, abuse or misuse.



**ICON VEHICLE DYNAMICS®**  
PERFORMANCE SUSPENSION SYSTEMS AND SHOCK ABSORBERS

7929 Lincoln Ave. Riverside, CA 92504 Phone: 951.689.ICON Fax: 951.689.1016  
[www.iconvehicledynamics.com](http://www.iconvehicledynamics.com)



**FOLLOW US ON FACEBOOK!**

